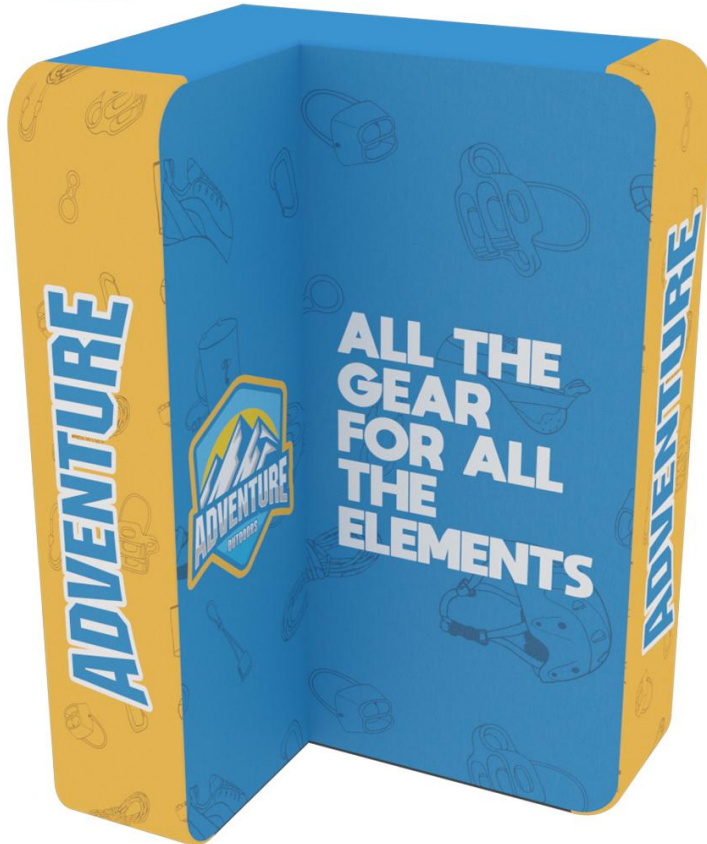


WALLBOX 5ft w/STORAGE



Introducing the Wallbox 5ft with Storage – a sophisticated solution for dynamic presentations and efficient storage integration. Crafted with precision and innovation, this tubular backwall display seamlessly combines a spacious 5ft canvas with a versatile 90° extension, enhancing both your exhibit's aesthetics and functionality.

Design and Construction:

The Wallbox 5ft boasts a sleek tubular design, featuring a 30mm diameter with an elegant anodized silver finish. Its tool-free assembly system, enabled by spring push-button connections, ensures hassle-free setup, allowing you to focus on your presentation with ease.

Graphics and Wrapping:

Immerse your audience in captivating visuals with our dye-sublimated fabric graphics. The pillowcase-style finishing offers a seamless wrap-around effect, covering the front, back, and both end caps of the frame. A solid white fabric adorns the top and bottom, framing your message with clarity and sophistication.

Storage Integration:

Effortlessly transition from presentation to organization with the integrated storage area. Positioned discreetly within the 90° extension, accessing your materials is as simple as unzipping the opening, placing your contents inside, and securely zipping it closed. Say goodbye to clutter and hello to streamlined professionalism.

Dimensions and Portability:

With dimensions measuring 5ft W x 7.5ft H x 4ft D, the Wallbox 5ft offers ample space for your visual narrative while maintaining a compact footprint. Additionally, the inclusion of a travel bag ensures convenient transportability, making it the perfect companion for trade shows, exhibitions, and beyond.

Customization Options:

Tailor your display to reflect your unique brand identity with our customization services. Whether it's color schemes, branding elements, or additional features, our team is dedicated to bringing your vision to life, ensuring your display stands out amidst the crowd.


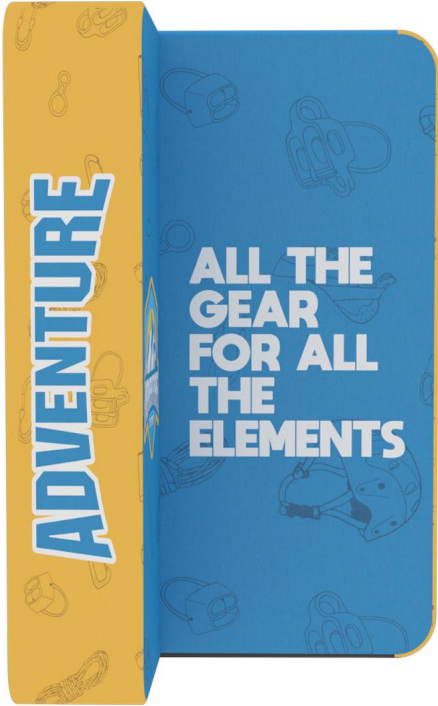
Elevate your presentations with the Wallbox 5ft with Storage – where innovation meets functionality, and style meets substance.

OVERVIEW




- Wallbox 5ft display with built in storage area
- Display dims: 60" W x 90" H x 48" D
- Storage area sizing is 20" W x 48" D
- Storage area is on the left side of the display
- [Storage area](#) is accessed via zipper on front face of graphic.
- Constructed of 30mm anodized silver aluminum tubing with plastic connectors
- Tool free frame assembly via push button spring connection
- Displays dye sublimated stretch fabric graphics with pillowcase style finishing
- Available as Graphic Package, Graphic Only, & Hardware only
- Double sided graphics by default
- Includes Wallbox travel bag (SKU: WB-BAG)
 - Bag dimensions: 60" L x 14" W x 10" D
- Recommended for indoor use only
- All frames are made in house at our PFC location
- Customization is available

ADDITIONAL IMAGES



HARDWARE DETAILS

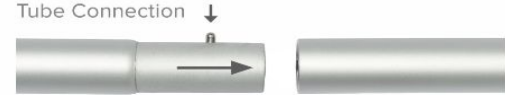


Includes Travel Bag

SKU: WB-BAG

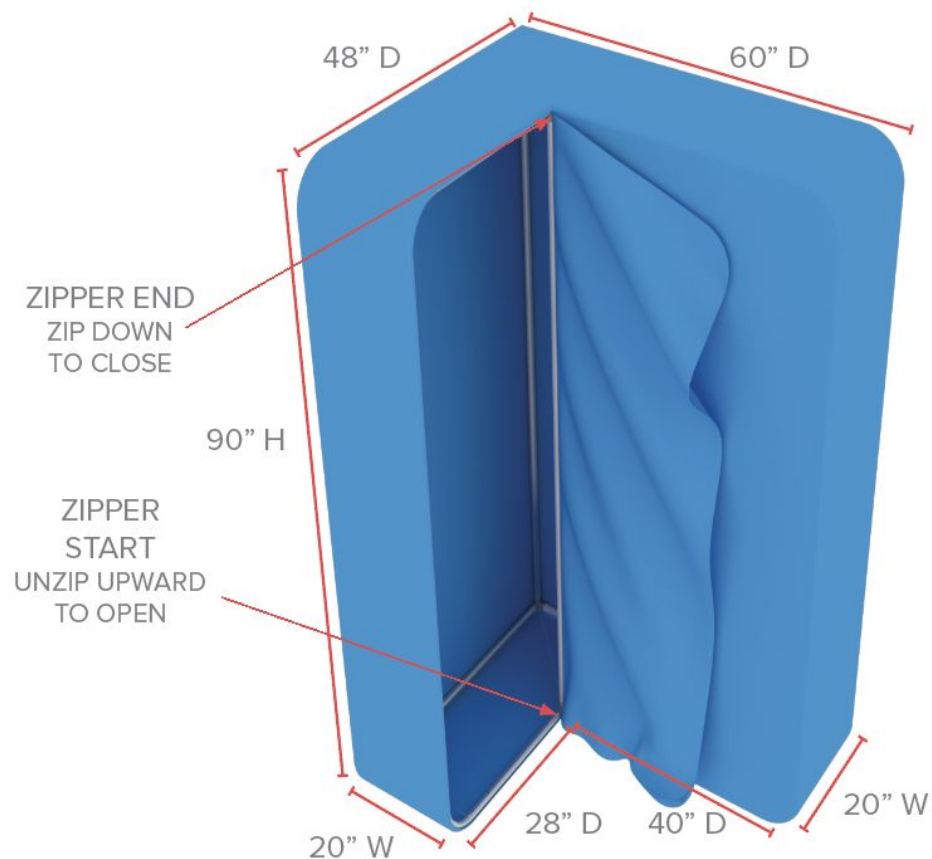
DIMENSIONS: 60" L x 14" W x 10" D

Tube Connection



Press button & insert swaged end into receiving end of tubing





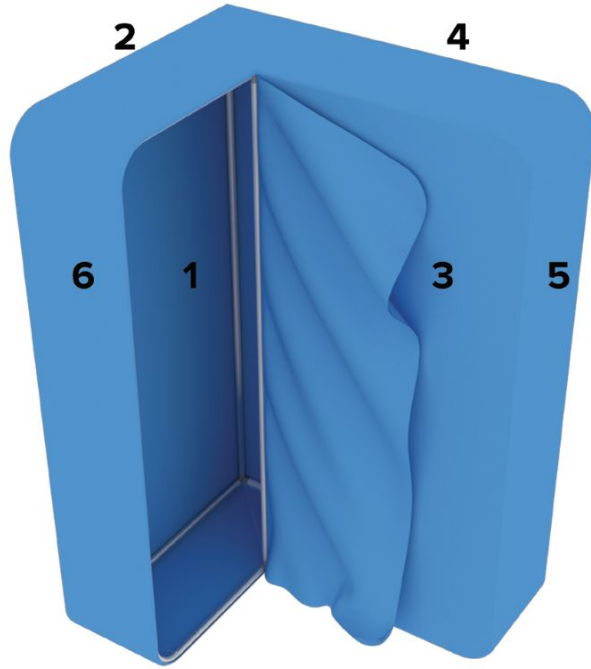
STORAGE AREA INFO

Storage area is located left hand side of the display and is accessed via a zipper on the front face of the graphic

The zipper opens from the bottom up, starting from the corner where the main front graphic meets the storage area and runs along the bottom and up along the end cap seam

Zipper color is white so keep that in mind when designing graphics.

TEMPLATES



1. Front Panel Left
2. Back Panel Left
3. Front Panel Right

4. Back Panel Right
5. End Cap Right
6. End Cap Left

NUMBERS ON THE IMAGE ABOVE INDICATE THE TEMPLATE LOCATION # ON FRAME
PLEASE ADD TEMPLATE LOCATION # TO END OF FILENAME. EX: "WB-S-S-1"
TOP AND BOTTOM PANELS WILL BE STOCK BLANK FABRIC

- A Template Guide is included with the templates that indicates which template corresponds to each location on the frame.
- There are instructions at the bottom of the Template Guide on how to properly name files for proofing/production.
- Storage area is accessed via zipper on around perimeter of graphic panel 1. The zipper runs along panel 1 and 6 seam and bottom edge of panel 1 to minimize graphic obstruction.
- Continuous graphics may not line up perfectly
- Top of Wallbox w/Storage graphics are unprinted black white fabric
- Bottom of Wallbox w/Storage graphics are not printed and is stock black fabric.
- This is a manually proofed product

GRAPHIC INFO



Stretch - OC

Thickness	Printing Process	Finishing	Maximum Media Width
8.08 oz	Dye Sublimation Paper Transfer	Soft Look Bright Colors	94"

- **Materials:**
 - Stretch Fabric (FAB-STRETCH) for all printed panels
 - Stock black fabric (INV-BACFAB-BLK) for top/ bottom unprinted panels
- **Print Process:** Paper Transfer Dye Sub
- **Finishing:** Pillowcase graphic finishing with #10 zipper closure across top of display. There is an additional zipper on the storage are to access contents inside. Graphic panels are dye sub printed on stretch fabric.
- **Non Graphic Panel Fabric Colors:**
 - Top panel will always be black
 - Bottom panel will always be black
- **Production Time:** See product page for current production times
- **Locations:** See product page for location availability

HARDWARE PRODUCTION

- All Wallbox hardware is produced in house at our PFC location
- We are able to produce tube frames in house with 30mm and 34mm diameter tubing
- Our production process includes:
 - Tube cutting
 - 90° tube bending
 - Tube reducing/swaging (for tube connection)
 - Drilling/punching (for accessories and spring buttons)
 - Chamfering (cleaning up tube edges after cutting)
- Custom sizing and configurations are available

