

# SEGO ARCH



The SEGO Arch introduces a bold, dynamic archway configuration utilizing the SEGO Modular Lightbox Display system. Designed with a shorter front supporting frame and the innovative SEGO arch bracket, this structure creates a striking visual gap between the supporting and archway frames for added depth and dimension. Versatile and adaptable, the SEGO Arch can stand alone as an eye-catching entrance or seamlessly integrate into any standard or custom SEGO display setup. It features custom dye-sublimated fabric graphics with Silicone Edge Graphic (SEG) finishing, ensuring effortless graphic installation and quick change-outs. Brilliant LED edge lighting illuminates the graphics for a high-impact presentation. Each frame includes its own travel bag for convenient transport and storage.

Elevate your exhibit with the SEGO Arch – a stunning blend of modular innovation and illuminated branding.


\*Please check your tradeshow guidelines to make sure this configuration conforms to the show regulations.

# ARCH OVERVIEW

- Elevated arch configuration with SEGO Modular lightbox frames
- Consists of the following SEGO frames:
  - SEGO-100x225 (Top Arch & Back Frame)
  - SEGO-100x220 (Front Frame)
- Double sided graphic display on all frames
- Arch bracket is only compatible with SEGO-100x200 as a front supporting frame and SEGO-100x225 as rear supporting frame
- Can be used as stand alone arch or added to a standard or custom SEGO configuration
- We recommend at least 2 people for setup and will require 2 ladders or 2 step stools
- Requires 3 power outlets (1 per frame/transformer)




## SINGLE FRAME INFO

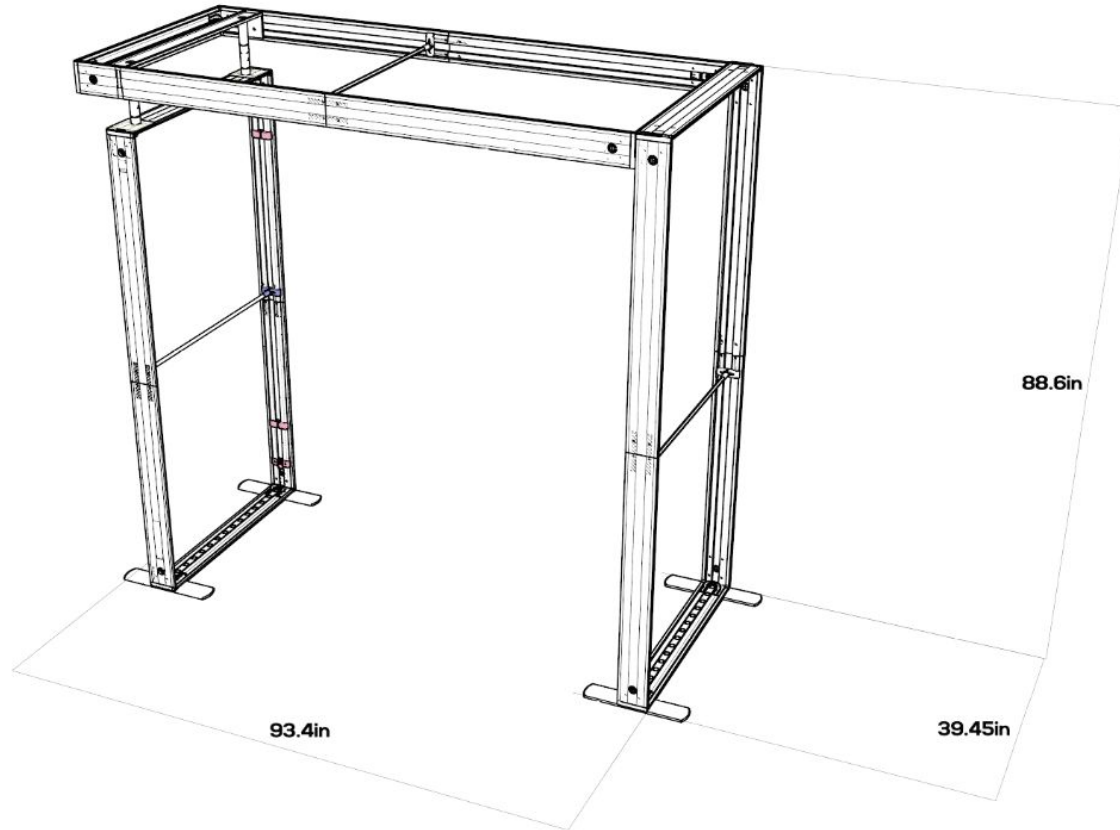


- 120mm wide silver aluminum profile
- Double sided backlit SEG graphic display
- Tool free frame assembly w/draw latch frame connection
- LED lights are pre-installed onto the top and bottom frame profiles
- LED lights and transformer are UL listed
- SEGO is only available as a backlit product
- Magnetic LED light wiring connection
- Includes travel bag with black foam insert. Soft foam insert has cutouts to keep pieces in place when in storage.
- LED light transformer sits outside of frame
- Frame sizes are set and cannot be customized
- Frames are freestanding and not designed for wall mounting or ceiling mounting.
- Not compatible with our Resort Extrusion line
- ModCo compatible connector is in development
- The recommended hardcase is the La Caja (1 case per shipping box)
- LED Lights are rated for 30000 hour use.

# HARDWARE ONLY




# DISPLAY DIMENSIONS



## HARDWARE DETAILS



LED LIGHT STRIPS ARE PRE-INSTALLED



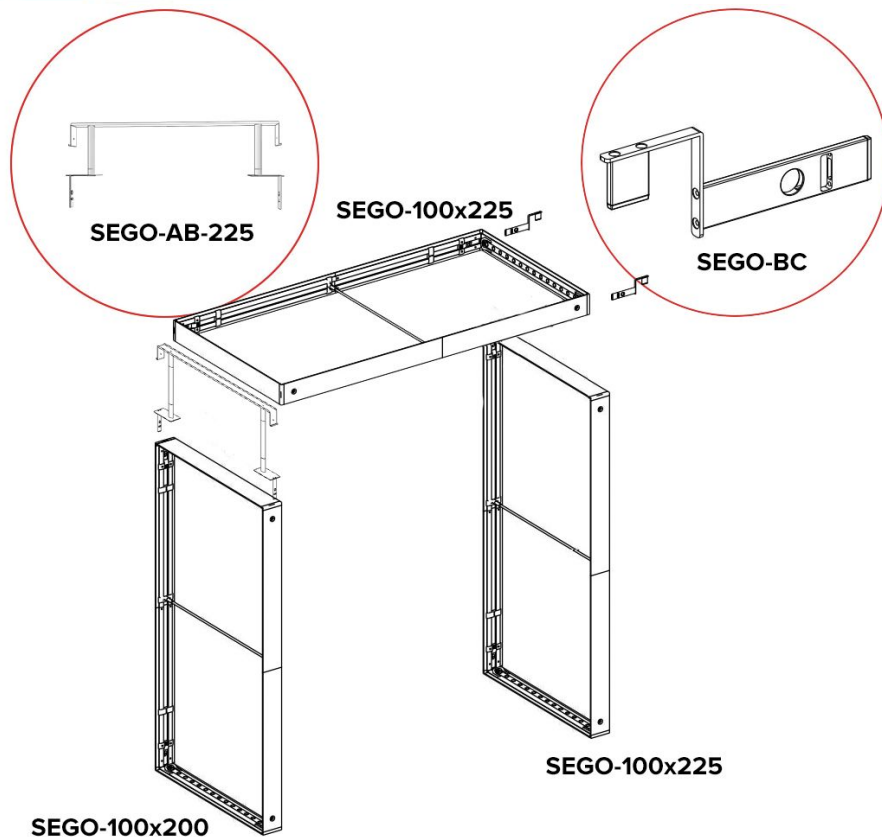
SIMPLE TOOL FREE ASSEMBLY  
W/DRAW LATCH CONNECTION



TRAVEL BAG W/BLACK FOAM PADDING

Arch configuration includes 4 travel bags

# FRAME CONNECTION







## Dye Sub Backlit - OC

Thickness	Printing Process	Finishing	Maximum Media Width
5.25 oz	Dye Sublimation Paper Transfer	Soft Look Bright Colors	117"



## GRAPHIC INFO

- **Material:**
  - Backlit Fabric (SKU: FAB-BL)
- **Print Process:**
  - Dye Sublimation
- **Finishing:**
  - 12mm x 3mm keder sewn around perimeter of graphic
  - Pull tab added to bottom corner to help with graphic removal
- **Graphic Options:**
  - Double Sided Graphics
    - Printed graphics on front & back of all frames

**SEG GRAPHIC FINISHING**  
12mm x 3mm silicone keder  
sewn around graphic perimeter

