

MODCO

MODULAR DISPLAY SYSTEMS



PREVIEW
BOOK

MODCO

MODULAR DISPLAY SYSTEM



FOR MORE INFORMATION, PLEASE CONTACT US OR VISIT OUR WEBSITE:

www.WSDisplay.com | info@wsdisplay.com | 1-800-640-9544

FOLLOW US ON SOCIAL MEDIA:



@WSDisplay



MODCO

PREVIEW BOOK

Crafting Your Vision	4
Origins	5
Printing Solutions	7
Full In-House Finishing	8
Curve Your Innovation	9
Exhibit Excellence	13
- Configurations	14
- Louvers	17
- Doors	18
- Accessories	19
- Bulk Packages	20



■ CRAFTING YOUR VISION



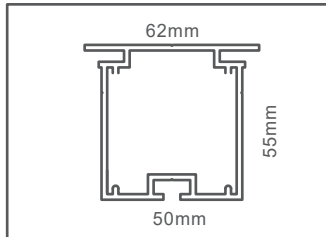
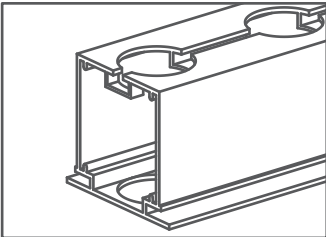

Our frames are built from lightweight yet robust aluminum extrusions and connectors, forming the core structure. These extrusions come in diverse shapes and sizes, offering flexibility in design.



MODCO
MODULAR DISPLAY SYSTEM

■ ORIGINS

The system arose from a need for flexible exhibit design alternatives to traditional stick extrusions. Stick extrusions demanded much labor and time for assembly, restricting design flexibility and adaptability to different booth sizes. Modular frames, with lightweight aluminum framing and built-in connectors, solved these issues by enabling quick assembly and disassembly without specialized tools.





The Modco system offers the world of exhibit construction a quick and efficient modular aluminum framing solution.

■ PRINTING SOLUTIONS



Monti P1-3600



Durst P5 Tex



■ FULL IN-HOUSE FINISHING

■ CURVE YOUR INNOVATION





Life is like a camera...
Just focus on what's important.
Capture the good times,
develop from the negatives,
and if things don't work out let
take another shot.




CAPTURE IT!
CAMERA STORE
for all your
camera needs!




**Rentals &
Repairs**


CAPTURE IT!
CAMERA STORE



Break up the monotony and add some visual flair to your exhibit booth with our curved frames. Draw more attention to key areas of your booth to make it feel more dynamic and modern.



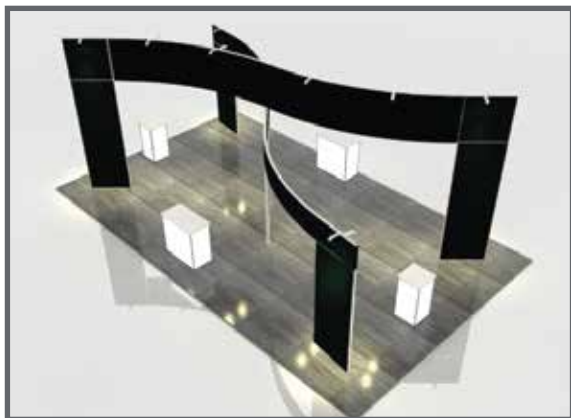
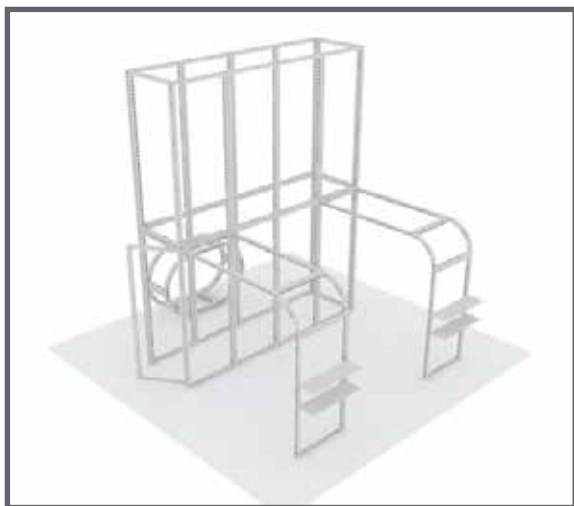


EXHIBIT EXCELLENCE





MODCO

10 x 10 CONFIGURATIONS

Modco Modular Display 10 x 10 booths are three-dimensional pre-designed exhibit configurations. Stylish and lively, these compact builds are exceptionally suited for tight floor spaces. Accessories such as shelves, lights, and countertops are available.



MODCO

20 x 10 CONFIGURATIONS

20 x 10 booth spaces are the most popular due to the open spacious area. Our Modco 20 x 10 configurations are designed for free flowing traffic of guests while maintaining a beautiful exhibit space that continues to impress the crowds.



MODCO

LARGE CONFIGURATIONS

A larger exhibit booth offers you ample space to showcase your brand, products, or services effectively. With room for custom displays and interactive experiences, you can attract more attention, host live presentations, and engage with visitors on a deeper level. The extra space also provides flexibility for networking and one-on-one interactions, enhancing your visibility and impact at the trade show.



MODCO

LOUVER CONFIGURATIONS

Introducing our premium Louver Frame Panels, designed to bring an elegant and high-end look to your Modco display. Available in sophisticated black and classic wood finishes, these panels are the perfect addition to enhance the visual appeal of your space.



MODCO

LOUVER DOORS

Elevate Your Space with
Style and Durability

Introducing our premium Louver Door, designed to bring an elegant and high-end look to any space. Available in an elegant black finish, these doors are the perfect addition to enhance the visual appeal of your Modco exhibit display.



MODCO

ACCESSORIES

Discover a complete range of premium accessories designed to elevate functionality and style in any space. Our collection includes high-quality cabinet door solutions, durable slat plate systems for flexible displays, versatile shelving options, and modern lighting to enhance both visibility and ambiance. Engineered for performance and designed with aesthetics in mind, these accessories provide smart, reliable solutions for residential, commercial, and retail environments.



Cabinet Doors



LED Light



Aluminum Slat Plate



Shelf Package

MODCO

BULK PACKAGE

This convenient kit includes all the essential components you need to get your foot in the door with our custom modular frame system. Designed for versatility and ease of assembly, this starter pack offers the perfect foundation to build and expand your own inventory.



Modco Frames



Dust Covers



Standard Modco Connectors

MODCO

MODULAR DISPLAY SYSTEM



FOR MORE INFORMATION, PLEASE CONTACT US OR VISIT OUR WEBSITE:
www.WSDisplay.com | info@wsdisplay.com | 1-800-640-9544

FOLLOW US ON SOCIAL MEDIA:



@WSDisplay

